

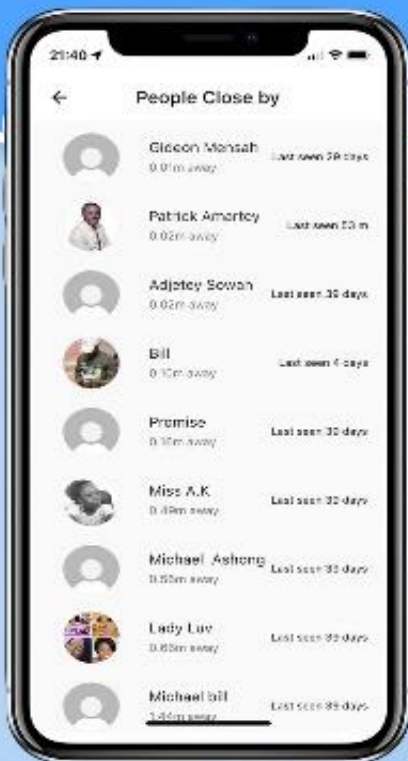


CloseApp

**DOWNLOAD**  
the **APP**



CloseApp Business

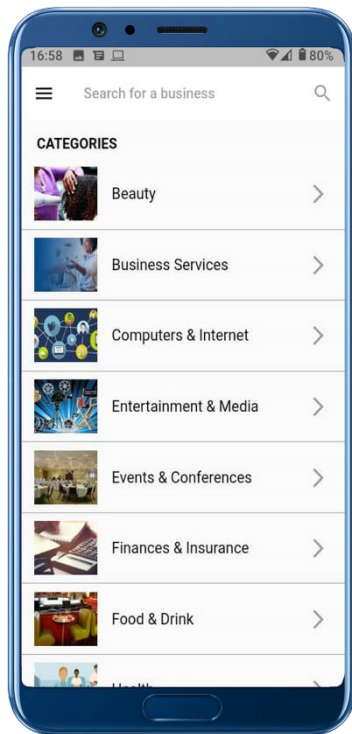


## CloseApp



CloseApp is coined from two words, *Close* and *Application*.

It is a location base service provider connecting users to businesses and people can as well create an account to socialize with people close by or chat with businesses.



## GPS LOCATION TRACKER

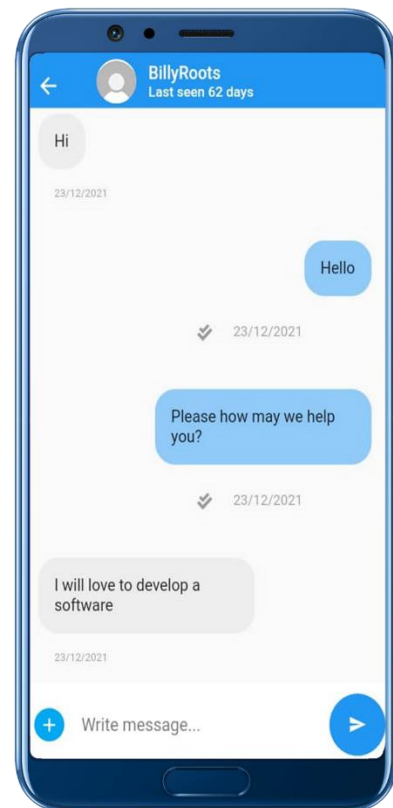
In order to provide you with nearby services & businesses, we access your GPS location to calculate the nearest services or businesses available.

Businesses which are **non-movables** should therefore sign up their businesses **at the business location** so we can pick their business GPS location in order to recommend their services to people close by.

For movable businesses such as yoghurt sellers, taxi drivers, shoe repairers, pure water distributors etc can update their current location anytime within the app using the **live movement** feature which updates their current location on our system. They can therefore sign up anywhere.

## CHAT

This feature enables users to chat with people nearby or businesses. You can as well set your chat preferences in order to show you only the kind of chat you prefer.



## CloseApp BUSINESS



The business version of the CloseApp app which enables user to find services and people nearby.

This CloseApp Business enables you to be located by your potential customers and easily navigate to your location or give you a call to do business with you.

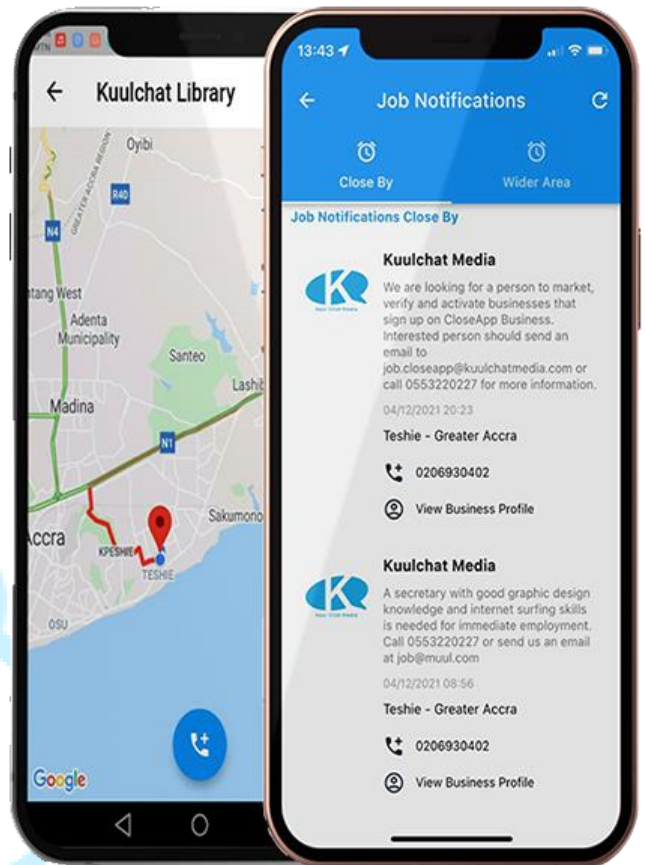
You can post discounts, offers and job vacancies for free so people close by could see them.

It is simple to add your business to our digital map. You just download the app and sign up at your business premise for non-moving businesses. Moving businesses can sign up anywhere and later update their location.

Once you sign up, you will be contacted by a CloseApp staff to verify your business, take the sign-up fee and activate your account for you.

Only activated business accounts are shown to users.

After signing up, you will then have to add all the services you provide using the **Our Services** menu. Once activated, any service you add that you provide, your business contact/profile will be shown to people who need that service close to your business location. They could call you to make enquiry or follow the map to your business location to do business with you.



## CloseApp BUSINESS MANAGEMENT SYSTEM

Use our Business Management system to manage your business and staff. Our CloseApp Business Management system enables you to manage your shop stocks, record sales, cash flow and other financial related issues and manage your staff.

You could as well enable CloseApp to show your selling items on our app so people can buy them from your shop and get it delivered. You simply enter the products and their selling prices and we pay that amount during pick up from your shop and deliver to the buyer.

You could as well make your product inactive if you only want to use the management system to sell in your shop.

## USING THE MANAGEMENT SYSTEM

Visit <https://ca.kuulchatmedia.com> and login with your email and password you used in signing up your business.

Add staff and assign privilege(s) to them based on the features you will like them to use.

Configure your settings e.g. whether you will be using bar code at the point of sales or not, the information shown on the receipt (**Receipt Header**) and whether you will like to show your shop on our shopping platform. You can see the configurations under the **Settings menu**.

### Adding a product

To add a product, you will first have to add the category and subcategory that you will like to place the product. If the product has different sizes at the same price (e.g small, medium, large, XL, XXL etc), you will have to add the type of size before adding the product so that you can indicate which sizes to show or enter stocks based on the sizes of the product.

You can add the product size under the **Product Sizes menu**

Once you have added a product, you can add stocks to the product by viewing the product. You can view products under the view submenu of the **Product menu**.

**NOTE:** If you want us to sell your products on our app, you have to make your category, subcategory and the product active before we can show them on our app. Only **active** category, subcategory and products will be shown on our app. By default, added category, subcategory and products are **inactive** when added and you must **edit** them and make them **active**.

If you only want to use the management system to sell in your shop, you do not have to make them active.

## ClockIN

This app enables you to manage your staff clockin and out at the work premises.

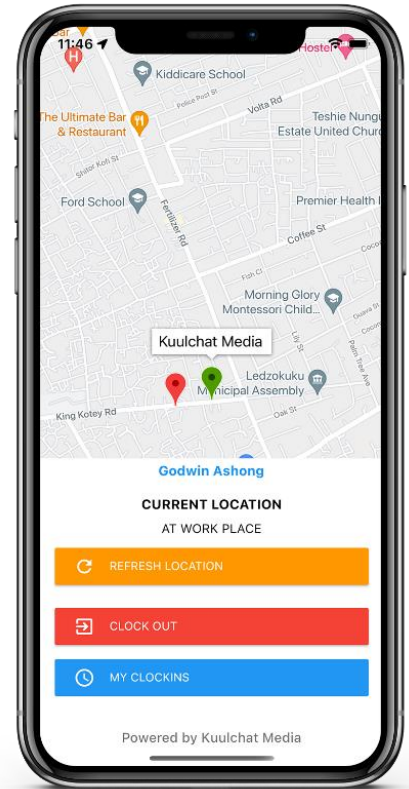
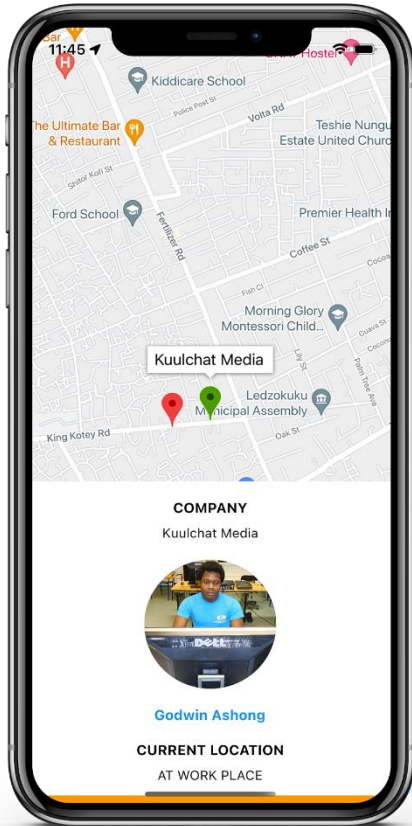
Before you download and install the app on the staff's phone, you have to generate a set up code which is used during the installation process.



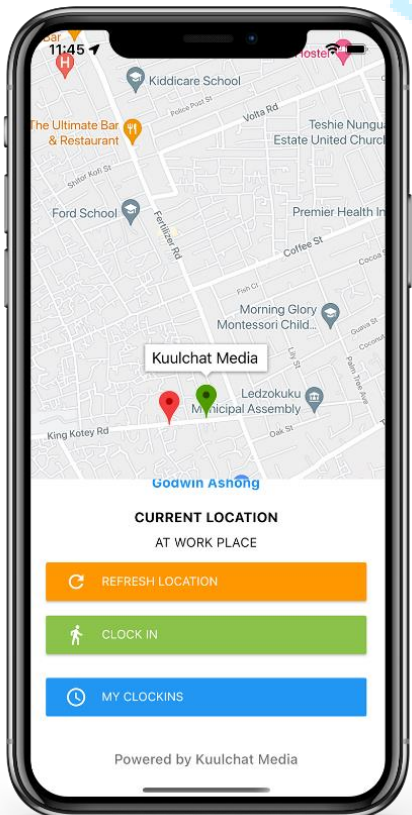
Staff can only see the clockin and out buttons only when at the work premises.

A user with administrator/manager/supervisor privileges can clockin and out for a staff in case the staff forgets to do so and there is evidence of reporting or departing time or problem with staff's phone.

The set up generation code menu is found under the **Clockin menu** as well as the other clockin related menus.



## BUSINESS MANAGEMENT SYSTEM SUBSCRIPTION PLAN

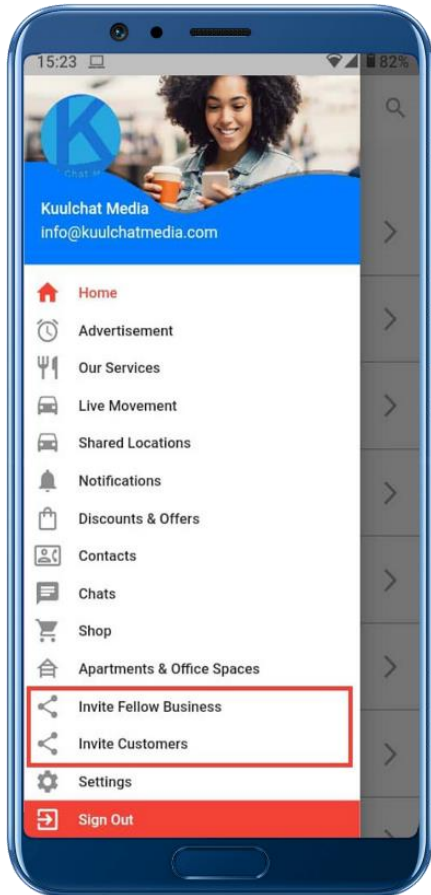


BASIC (FREE)	STANDARD (GH₵ 100)	PREMIUM (GH₵ 200)
<ul style="list-style-type: none"> <li>✓ Inventory management</li> <li>✓ Point of sales</li> <li>✓ Cash book</li> <li>✓ Clock in</li> <li>✓ Salaries</li> </ul>	<ul style="list-style-type: none"> <li>✓ Basic Features</li> <li>✓ Mobile Money Transactions</li> <li>✓ Wholesale and retail card sales</li> </ul>	<ul style="list-style-type: none"> <li>✓ Standard features</li> <li>✓ Balanced sheets</li> <li>✓ Financial reports</li> <li>✓ Payslips</li> </ul>

## APP INSTALLATION INVITATION

You could invite your customers or fellow business owners to download the CloseApp or CloseApp Business app respectively via the app.

The invitations menus can be found in the CloseApp Business app.



IOS

<https://apps.apple.com/us/app/closeapp/id1601060809>

**CloseApp Business**

Android

[https://play.google.com/store/apps/details?id=com.kuulchatmedia.closeapp\\_business](https://play.google.com/store/apps/details?id=com.kuulchatmedia.closeapp_business)

IOS

<https://apps.apple.com/us/app/closeapp-business/id1601037211>

**ClockIN**

Android

<https://play.google.com/store/apps/details?id=com.kuulchatmedia.closeapp.clockin>

IOS

<https://apps.apple.com/us/app/closeapp-clockin/id1608605724>

## CONTACTS & BUSINESS LOCATIONS

**KUULCHAT MEDIA**

[www.kuulchatmedia.com](http://www.kuulchatmedia.com)

**HEAD OFFICE**

**Tel/Whatsapp:** +233 553 220 227

**Location:** Teshie – Accra, Adjacent Krobor 1 School

**TEMA OFFICE**

**Tel/Whatsapp:** +233 59 411 9591

**Location:** Tema Community 9 – Accra, on the motorway harbor road

## DOWNLOAD LINKS

**CloseApp**

Android

<https://play.google.com/store/apps/details?id=com.kuulchatmedia.flutter.closeapp>